


CPDQR5V0USP-HF

RoHS Device
Halogen Free

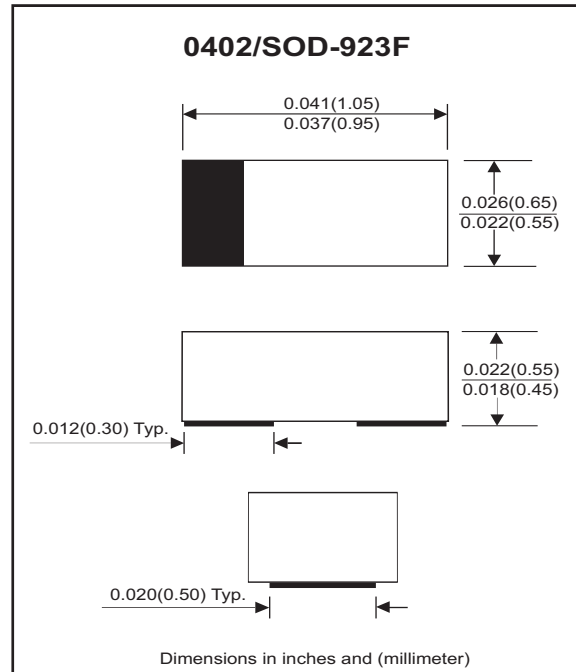


Features

- Uni-directional ESD protection.
- Surface mount package.
- Low capacitance.
- Low Leakage current.
- High component density.

Mechanical data

- Case: 0402/SOD-923 standard package, molded plastic.
- Terminals: Gold plated, solderable per MIL-STD-750,method 2026.
- Marking Code: Cathode band & 5S
- Mounting position: Any.
- Weight: 0.001 gram(approx.).



Maximum Rating AND Electrical Characteristics (at TA=25 °C unless otherwise noted)

Parameter	Conditions	Symbol	Min	Typ	Max	Unit
Reverse stand-off voltage		V _{RWM}			5.0	V
Forward voltage	I _F = 10mA	V _F			1.5	V
Breakdown voltage	I _R = 1mA	V _{BR}	5.4			V
Reverse leakage current	V _R = 5V	I _R			1.0	μA
Junction capacitance	V _R = 0V, f = 1MHz	C _J		0.6	0.9	pF
ESD capability	IEC 61000-4-2(air) IEC 61000-4-2(contact)	ESD			15 8	kV
Clamping voltage	I _{PP} = 1A, T _P =8/20us I _{PP} = 2.5A, T _P =8/20us	V _C			13 20	V
Peak pulse power		P _{PP}			50	W
Operation temperature		T _J			150	°C
Storage temperature		T _{STG}	-55		150	°C

RATING AND CHARACTERISTIC CURVES (CPDQR5V0USP-HF)

Fig. 1 - 8/20us Peak pulse current waveform acc. IEC 61000-4-5

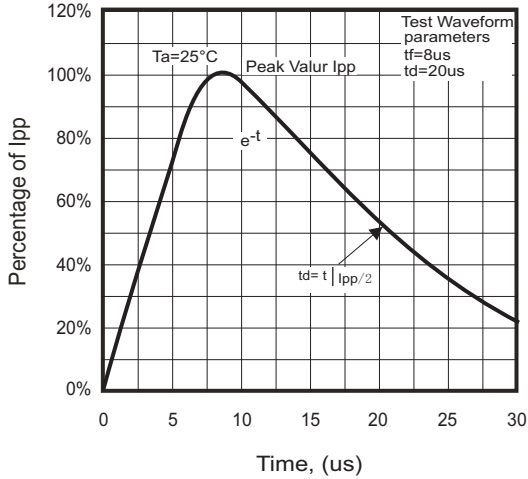


Fig. 2 - Power rating derating curve

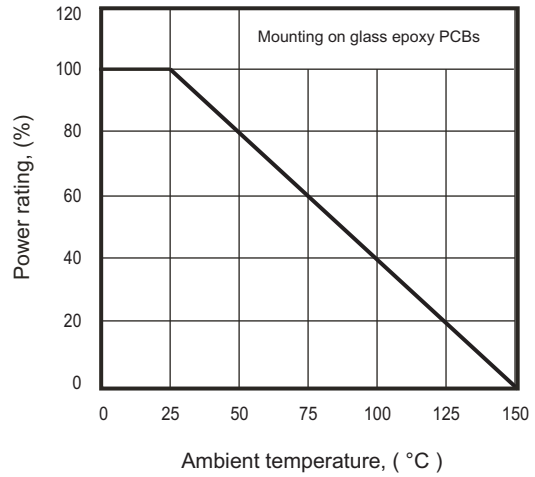


Fig. 3 - Clamping voltage vs. peak pulse current

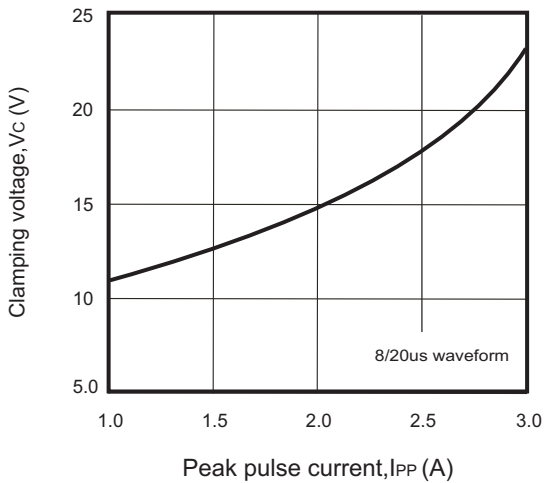


Fig. 4 - Forward voltage vs. forward current

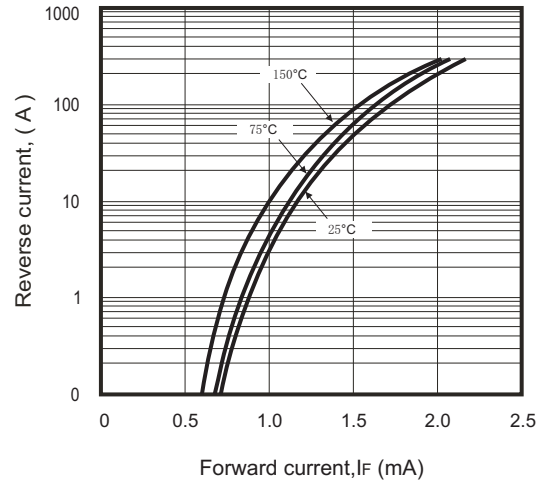
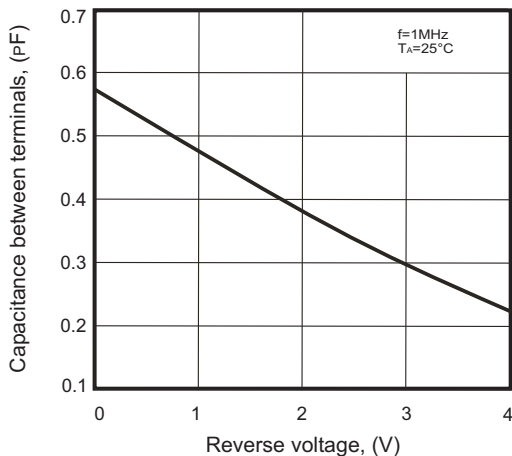
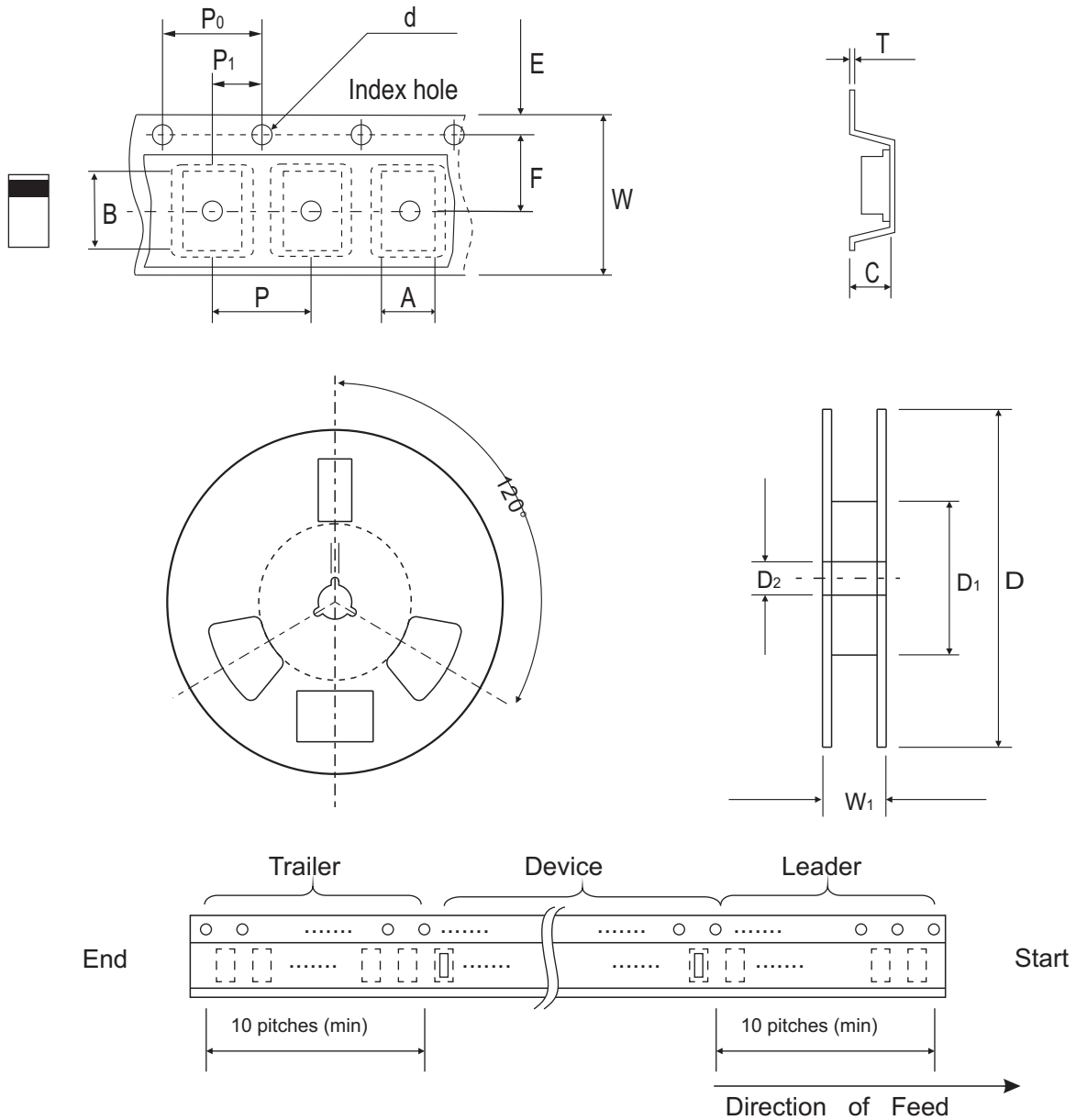


Fig. 5 - Capacitance between terminals characteristics



Reel Taping Specification



0402/ SOD-923F	SYMBOL	A	B	C	d	D	D ₁	D ₂
	(mm)	0.75 ± 0.10	1.15 ± 0.10	0.60 ± 0.10	1.55 ± 0.10	178 ± 1.0	60.0 MIN.	13.0 ± 0.20
	(inch)	0.030 ± 0.004	0.045 ± 0.004	0.024 ± 0.004	0.061 ± 0.004	7.008 ± 0.039	2.362 MIN.	0.512 ± 0.008

0402/ SOD-923F	SYMBOL	E	F	P	P ₀	P ₁	T	W	W ₁
	(mm)	1.75 ± 0.10	3.50 ± 0.05	4.00 ± 0.10	4.00 ± 0.10	2.00 ± 0.10	0.22 ± 0.05	8.00 ± 0.20	13.5 MAX.
	(inch)	0.069 ± 0.004	0.138 ± 0.004	0.157 ± 0.004	0.157 ± 0.004	0.079 ± 0.004	0.009 ± 0.002	0.315 ± 0.008	0.531 MAX.

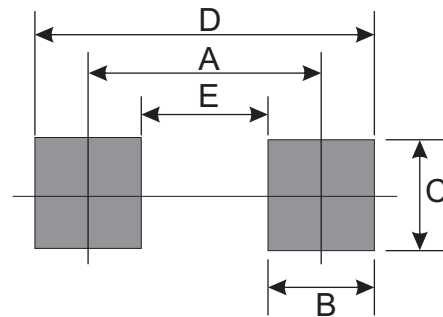
Marking Code

Part Number	Marking Code
CPDQR5V0USP-HF	5S



Suggested PAD Layout

SIZE	0402/SOD-923F	
	(mm)	(inch)
A	0.750	0.030
B	0.500	0.020
C	0.700	0.028
D	1.250	0.049
E	0.250	0.010



Standard Packaging

Case Type	REEL PACK	
	REEL (pcs)	Reel Size (inch)
0402/SOD-923F	5,000	7